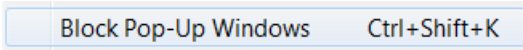


Safari Browser on PC / MAC desktop:

The profile21 system is now fully compatible with your Safari browser. However, in order to be able to view the profiling progress report you need to do following:

STEP 1: Expand the settings menu by clicking on the icon located in the upper right corner of the browser → 

STEP 2: Make sure that 'Block Pop-up' Windows option is not selected.



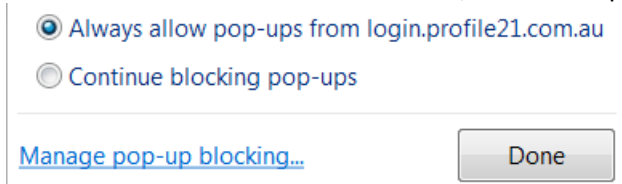
Chrome Browser on PC / MAC desktop:

The profile21 system is now fully compatible with your Chrome browser. However, in order to be able to view the profiling progress report you need to enable popups for our website:

STEP 1: After the report popup is blocked, the following notification will appear in the upper right corner:





STEP 2: Click on the icon shown above, enable the popups from our website and click done.



iPhone / iPad Users

The profile21 system is now fully compatible with your iPhone / iPad Safari browser. However, in order to be able to view the profiling progress report you need to do following:

STEP 1: Go to your settings, from your "Settings" icon → 

STEP 2: Click on the 'Safari' tab → 

STEP 3: Under "Block Pop-ups", change the slider from "On" to "Off":



Note: All other features of our system should work in your browser without further changes to the settings. If you still experience technical problems please contact profile21 team on:

(03) 9654 1299 or helpdesk@profile21.com.au